

Rincon High School Senior Kick Off August 2023



Your RHS School Counseling Team



Jill Morgan

Grades 10 – 12, A – L

Jill.Morgan@tusd1.org

Kat Kaderabek

Grades 10 – 12, M - Z

Barbara.kaderabek@tusd1.org



Gianni Febbraro

Grades 9, A - Z

Gianni.febbraro@tusd1.org

Jennifer Vasquez ,

RHS College & Career Readiness

jennifer.Vasquez@tusd1.org

Watch for our
Newsletter
linked every
other week in
Principal
Welch's weekly
email



Join the Counseling
Department TEAMS page
for Student Updates and
information

Follow the College & Career
Readiness Center on Instagram Too!
This is where you can connect with
your Americorps Peer Coaches about
the FAFSA \$!

Scan the QR Code below to find the
RHSCollegeCareer Instagram page



Team code

g4kvybt

RHS Students 23-24



*We have some GREAT Events, Information, Activities, Field Trips & Tours,
College/Career Rep Visits & Fairs planned this year!*

***Join your new grade level REMIND group to
stay in the know all year long!***



Seniors

RHS Class of '24 A – M: [@RHS24AtoM](#)

RHS Class of '24 N – Z: [@RHS24NtoZ](#)



Juniors

RHS Class of '25 A – M: [@RHS25AtoM](#)

RHS Class of '25 N – Z: [@RHS25NtoZ](#)

Text your group code to 81010



Sophomores

RHS Class of '26 A – M: [@RHS26AtoM](#)

RHS Class of '26 N – Z: [@RHS26NtoZ](#)



Freshmen

RHS Class of '27 A – M: [@RHS27AtoM](#)

RHS Class of '27 N – Z: [@RHS27NtoZ](#)

Or for direct click links to join these REMIND Groups, See your RHS Students [MSTeams](#) page.

**Welcome to your
Senior Year!**



Ranger Class of 2024!

...Now What?!?



Rincon High School College & Career Readiness Center

What's Your E?





Rincon High School College & Career Readiness Center

Your CCR Team

***RHS College & Career Readiness Counselor
Mrs. Vasquez***

Americorps FAFSA Peer Coaches

Arleth Acosta, Faith Garcia, Diego Fuentes & Lilia Sandoval

Arizona Board of Regents Peer Coaches

Cornelius Antibas, Nhu Lam, Luis Padilla & Chris Varela

***Earn To Learn – Next Steps Near Peer Advisor
TBD, UA Class of 2026***

Are you on Track to Graduate?

Check Your Transcripts

HIGH SCHOOL GRADUATION REQUIREMENTS



English or English as a Second Language

4 credits



Mathematics

4 credits

- Algebra 1
- Geometry
- Algebra 2 - requirement may also be met by similar courses
- 4th year of math
- Personal curriculum also allowed



Science

3 credits in preparation for proficiency at the high school level on statewide assessments



History and Social Science

3 credits

- one credit of American history, including Arizona history
- one credit of world history/geography
- one-half credit of government
- one-half credit of economics



Fine Arts or CTE

1 credit



Locally Prescribed Courses or Electives

7 credits



Civics

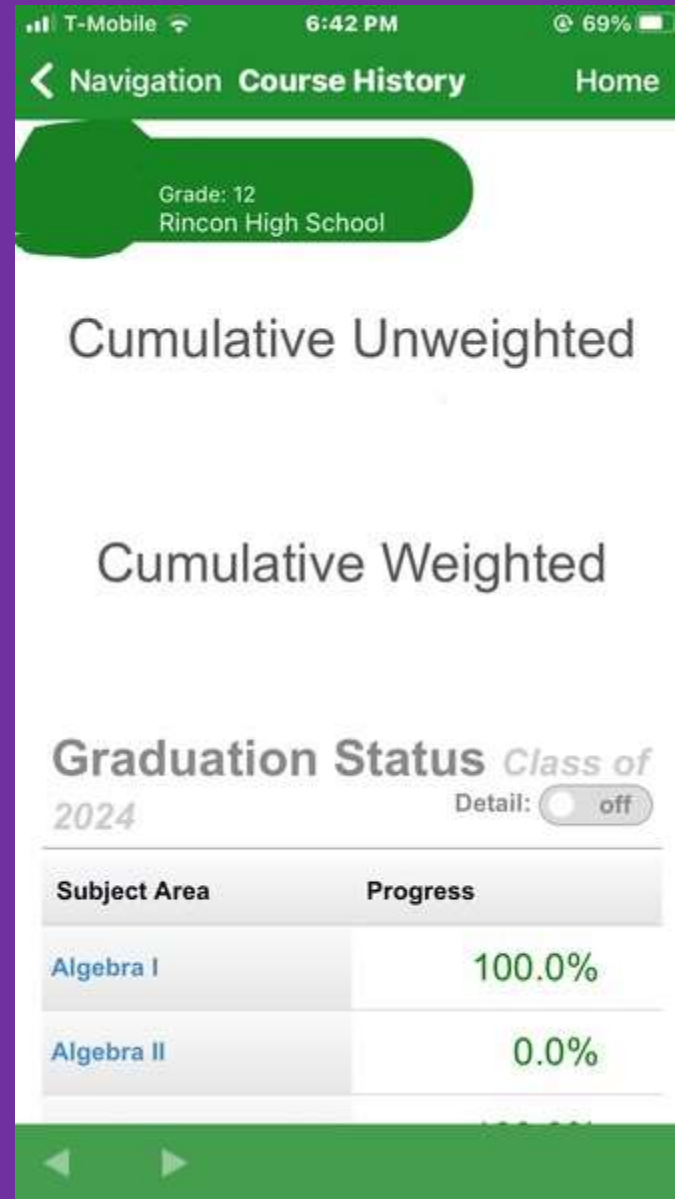
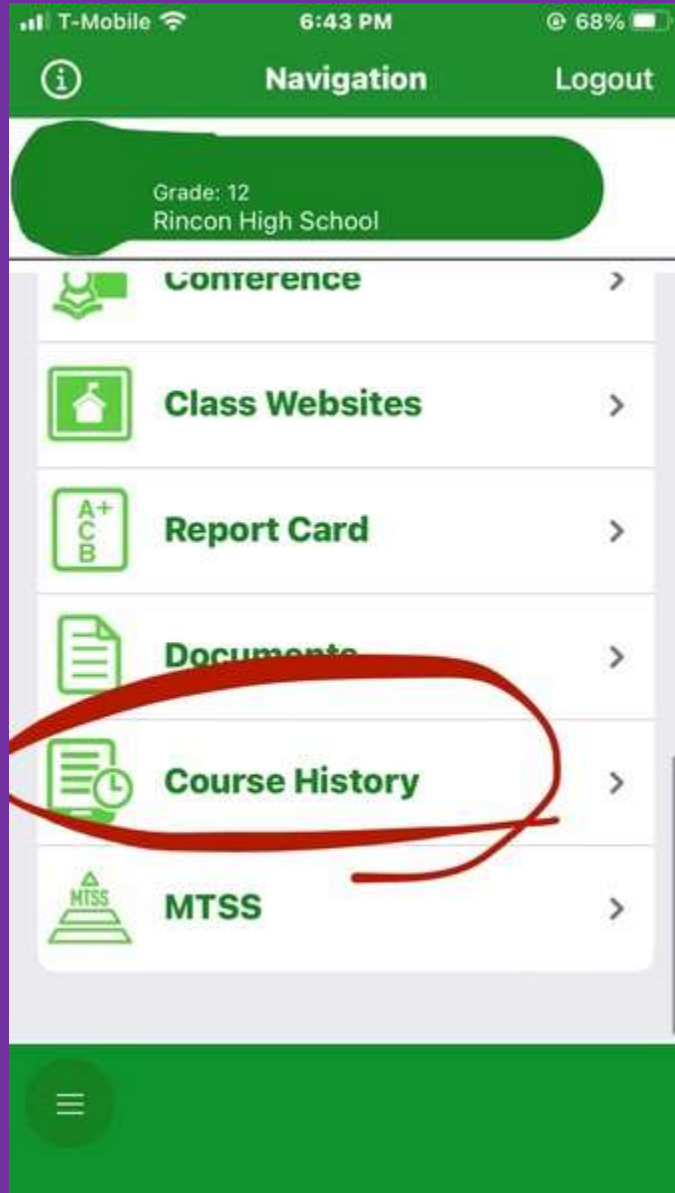
Students must take and pass a civics test with a score of at least 60/100

Civics Test Done?
CPR Cert Done?



Are you on Track to Graduate?

Check Your Transcripts or your Course History



What are your plans so far?

SENIOR INFORMATION FORM
Rincon HS Class of 2024



Tell us where you're at and we'll help get you where you want to go!



Let's Review your Senior's



Senior TO DO List

And how you can help and support them on their journey...



Senior TO DO List

Register online at act.org/bts



1. Register/Retake the ACT if you would like to try to raise scores:

- Use your ACT ID (on your report mailed home this summer) to activate your account at ACT.org.
- See Mrs. Vasquez if you do not have your ACT ID.
- SEND YOUR TEST SCORES from the ACT website: www.actstudent.org to the colleges to which you are applying. Use your ACT account online to complete this process.
- RHS does not send ACT scores. Colleges require scores to be sent directly from ACT.

TEST DATES


United States, US Territories, and Puerto Rico



2023|2024

Test Dates	Regular Registration Deadline	Late Registration Deadline	Photo Upload and Standby Deadline
September 9, 2023	August 4	August 18	September 1
October 28, 2023	September 22	October 6	October 20
December 9, 2023	November 3	November 17	December 1
February 10, 2024	January 5	January 19	February 2
April 13, 2024	March 8	March 22	April 5
June 8, 2024	May 3	May 17	May 31
July 13, 2024*	June 7	June 21	July 5

2.



Prepare for applications:

- Complete & Submit Student Information Form and an updated resume to your Major Clarity account. (link through your Clever page)
- Ask teacher(s), Coaches, Supervisors, Clergy etc... via email if they would write a recommendation letter for you.
- Send recommenders your Senior Info Survey responses & a copy of your resume through Major Clarity (so link the teacher to your account for uploads.
- Update your portfolio and check your course history on Major clarity.

3.



Apply to colleges or other post-secondary choices:

- Your CCR & Alpha Counselor will meet with all seniors individually in August & September to review the college application process and to provide specific guidance to each student for future planning.
- If you have not yet determined the list of colleges to which you will apply, use the Major Clarity Career Exploration tool to find information
- Register for college representative visits to RHS. (to be announced through Major clarity.
- Visit college campuses. Go to the college websites to register for tours and info sessions.
- Update/use your account on Major Clarity to keep track of your college application process.
- Request Transcripts to be sent to colleges you apply to through Parchment @parchment.com

4.



Explore Financial Aid Resources:

- Complete the FAFSA (@[FAFSA.gov](https://fafsa.gov)) as soon as possible after ~~October 1st~~ it opens in December!
 - Parents/seniors who have questions or need assistance in completing the FAFSA may contact our Americorps And ABOR Peer Coaches! *Make an appointment through their instagram account (more info coming soon).*
- Call or make an appointment with the financial aid offices at the colleges you are considering.
- Search and Apply for Scholarships! *As many as possible!* Use the Scholarship Search tools on Major Clarity & on the RHS Counseling Dept web page @ <https://rinconhs.tusd1.org/Counseling>
- Attend a FAFSA Workshop at RHS! (family workshop dates to be announced)

5.



Continue to strive for your academic best:

- College admissions initially look for three main factors:
 - GPA
 - Curriculum
 - and ACT/SAT scores
- *Be sure to earn solid grades in your senior year and take a core course load.*
- *Colleges will request mid-year and final grades in the senior year which could change admission decisions*

How to Apply to College

- 1. Apply online to the college/university.**
- 2. Send test scores to college/university via ACT or SAT website.**
- 3. Request transcripts to be sent directly to the college/university @ parchment.com.**
- 4. Have recommendation letters sent directly to college/university.**
- 5. Strive to keep or improve your GPA and Extracurriculars**

But there's more to consider...

- Does this application need an essay?
- How many recommendation letters are required for this application?
- Does this college/university use the Common Application? Is there a supplement?
- Do I send all scores or only my best scores?

What is most important in college admissions?

Top three factors that “open the door”:

Grades

Test Scores

Strength of Curriculum

Next three factors that can help make the final decision:

Essay/Personal Statement

Letters of recommendation

Extracurricular activities/leadership

Pointers for Students

- Take charge of your college application process!
 - Stay organized: forms, deadlines, requirements. Major Clarity can HELP!
 - Communicate with your parents, counselor, and recommending-teachers throughout the process.

- Don't panic!
 - Your CCR Team is here to help you through the process.

Pointers for Parents

- **Please assist your student with meeting deadlines:**
 - **Register for the ACT and meet deadlines**
 - **Completing college applications**
 - **Suggested completion date: October 15th**
 - **NO LATER THAN Thanksgiving Break! Don't let your student leave \$\$\$ on the table!**
 - **Creating FAFSA ID**
 - **Both student AND parent need one!**

Pointers for Parents – con't.

- Complete FAFSA as soon after October 1st as possible, using 2022 tax return.
 - Need help completing your FAFSA?
 - Families: Watch the CCR Center Newsletter for upcoming FAFSA Workshops
 - Students, Contact your FAFSA Peer Coaches:
Arleth, Faith, Diego & Lilia
- And
- Cornelius, Chris, Nhu & Luis

Student Athletes: NCAA Eligibility

NCAA Eligibility Center - Google Chrome
web3.ncaa.org/ECWR2/NCAA_EMS/NCAA_EMS.html#

NCAA Eligibility Center

Welcome About the NCAA Divisions Sports For Parents Resources Contact Us

LOGIN NEW ACCOUNT
Username (e-mail)
Password or PIN
Forgot password GO

Registered?
If not, click below to get started.

Welcome to the NCAA Eligibility Center.
Your student-athlete experience begins here.
At this site, you'll find the tools and information you need to begin your college experience.
Explore this site to learn more about the NCAA, its athletics divisions, its sports and other information.
Click on the phone or use the login box in the top right corner to complete your registration for eligibility. 1 of 2

Checklist:

- Create account
- Complete registration

CLASS OF 2016 AND BEYOND...
Initial-eligibility standards are changing.
CLICK HERE TO LEARN MORE

Follow the Eligibility Center on Twitter
NCAA Division II on Facebook

8:44 AM
6/20/2016



So...
How do we Pay for it All?

Stay Calm,
The FAFSA is coming!

New and Streamlined!
But... not until December



So...

What's the FAFSA?





Federal Student Aid

Creating and Using the FSA ID

What's an FSA ID?

The FSA ID is a username and password combination you use to log in to U.S. Department of Education (ED) online systems. The FSA ID is your legal signature and shouldn't be created or used by anyone other than you—not even your parent, your child, a school official, or a loan company representative. You'll use your FSA ID every year you fill out a *Free Application for Federal Student Aid (FAFSA®)* form and for the lifetime of your federal student loans.



Federal Student Aid

How do I get an FSA ID?

Visit [StudentAid.gov/fsa-id/create-account/launch](https://studentaid.gov/fsa-id/create-account/launch) to create an FSA ID. You'll need your Social Security number, full name, and date of birth. You'll also need to create a memorable username and password, and complete challenge questions and answers so you can retrieve your account information if you forget it.

You'll be required to provide either your email address or your mobile phone number when you make your FSA ID. Providing a mobile phone number and/or email address that you have access to will make it easier to log in to ED online systems and allow additional account recovery options.

Important: A Social Security number, email address, and mobile phone number can only be associated with one FSA ID. If you share an email address with someone else, then only one of you will be able to use that email address to create an FSA ID.



Federal Student Aid

FSA ID Tips

- If you need to provide information about your parents on the FAFSA® form, one of your parents will need an FSA ID to sign the form. Your parent can create an FSA ID and then sign the FAFSA form electronically using that FSA ID. Not sure whether you'll need to put your parents' information on the FAFSA form? Check out [StudentAid.gov/dependency](https://studentaid.gov/dependency). **Remember:** You should create your own FSA ID, and your parent should create his or her own FSA ID. Also make sure to use the correct FSA ID when signing the FAFSA form electronically.
- When you first create your FSA ID, the use of your FSA ID will be restricted to completing, signing, and submitting an original (first-time) FAFSA form. You'll have to wait one to three days for your information to be confirmed by the Social Security Administration (SSA) before you can use your FSA ID for other actions, such as submitting a FAFSA Renewal or signing a *Master Promissory Note*. If you provided an email address, then you'll receive an email letting you know that your information was successfully matched with the SSA, and you can begin using your FSA ID.
- If you forget your FSA ID username or password, look for the "Forgot My Username" and "Forgot My Password" links on log-in pages. These links will direct you to web pages where you can request a secure code to be texted to your verified mobile phone number or emailed to your verified email address. The secure code will allow you to retrieve your username or reset your password. You can also retrieve your username or reset your password by successfully answering your challenge questions. **Remember:** If you verified your email address or mobile phone number during account creation, you can enter your email address or mobile phone number instead of your username to log in.

Learn more about how you can use your FSA ID at [StudentAid.gov/help-center/answers/article/how-can-i-use-my-fsa-id-username-and-password](https://studentaid.gov/help-center/answers/article/how-can-i-use-my-fsa-id-username-and-password). Find this fact sheet at [StudentAid.gov/resources](https://studentaid.gov/resources).


Let's Get Started!

- Go to the website
- Follow the steps and *write down* your information on this form.
- Be patient, don't click too many times.
- Take this form home & keep it safe! *You will need it for your entire post-secondary education career.*

FSA ID Checklist - Create an FSA ID at [Studentaid.gov](https://studentaid.gov)

The FSA ID is a username and password used by students, parents, and borrowers to log into some U.S. Department of Education online systems and to electronically sign documents like the FAFSA.

A parent of a dependent student must create their own FSA ID in order to sign a student's FAFSA. You and your parent must have different FSA IDs and use different email addresses and mobile phone numbers when creating an FSA ID.



Username, Password

First, Middle Initial, Last Name (As it appears on your SSN card)

Birth Date

Social Security Number

Email Address

Mailing Address

Mobile Phone Number

City, State, Zip Code

Challenge Question 1
Answer: _____


Challenge Question 2
Answer: _____

Challenge Question 3
Answer: _____

Challenge Question 4
Answer: _____

Challenge Question 5 (Optional)
Answer: _____

...expanding access and increasing success
in postsecondary education for Arizonans



***FREQUENTLY
ASKED
QUESTIONS***

QUESTION:

- If I apply online, am I done?

ANSWER:

- No! In addition to online completion:
 - Indicate on Major Clarity that student has applied to a college or university
 - Request transcript via Parchment
 - Go online to have test scores sent
 - Request teacher letters if needed

QUESTION:

What happens if I apply online and then receive an email stating that the Admissions Office did not yet receive my transcript and other materials from Guidance?

ANSWER:

- If you have requested your transcripts through Parchment and have confirmation of that request...

Don't worry!

Online submission needs to catch up with what is sent from the Parchment

- Check Parchment to confirm request status.
- Check your college websites to monitor your admission status.

QUESTION:

- Should I wait until I take or retake the ACT to submit my applications to colleges?

ANSWER:

- No, do not wait! Complete and send applications ASAP.
- Have scores sent later directly from the testing agency.
- Remember, admission and scholarship deadlines will not allow for late scores.

QUESTION:

- What is the advantage of completing college applications early?

ANSWER:

- Goal: applications submitted by October 15th
- Advantage for rolling admissions: student will be notified sooner regarding admissions
- More scholarship and financial award opportunities earlier in the application season (November and December 1st)

QUESTION:

- Do grades really count senior year? Don't high school transcripts just show grades 9 through 11?

ANSWER:

- This is true that transcripts sent in the fall only reflect the final grades from 9th-11th grade.
- Senior year does matter! Senior courses are listed on the transcript.
- College expect to see 7th semester transcript and a final transcript.
- *Admission status AND Scholarship awards can be rescinded and/or revoked if your transcript shows a decline in performance.*

QUESTION:

- Must my letters of recommendation be from teachers?

ANSWER:

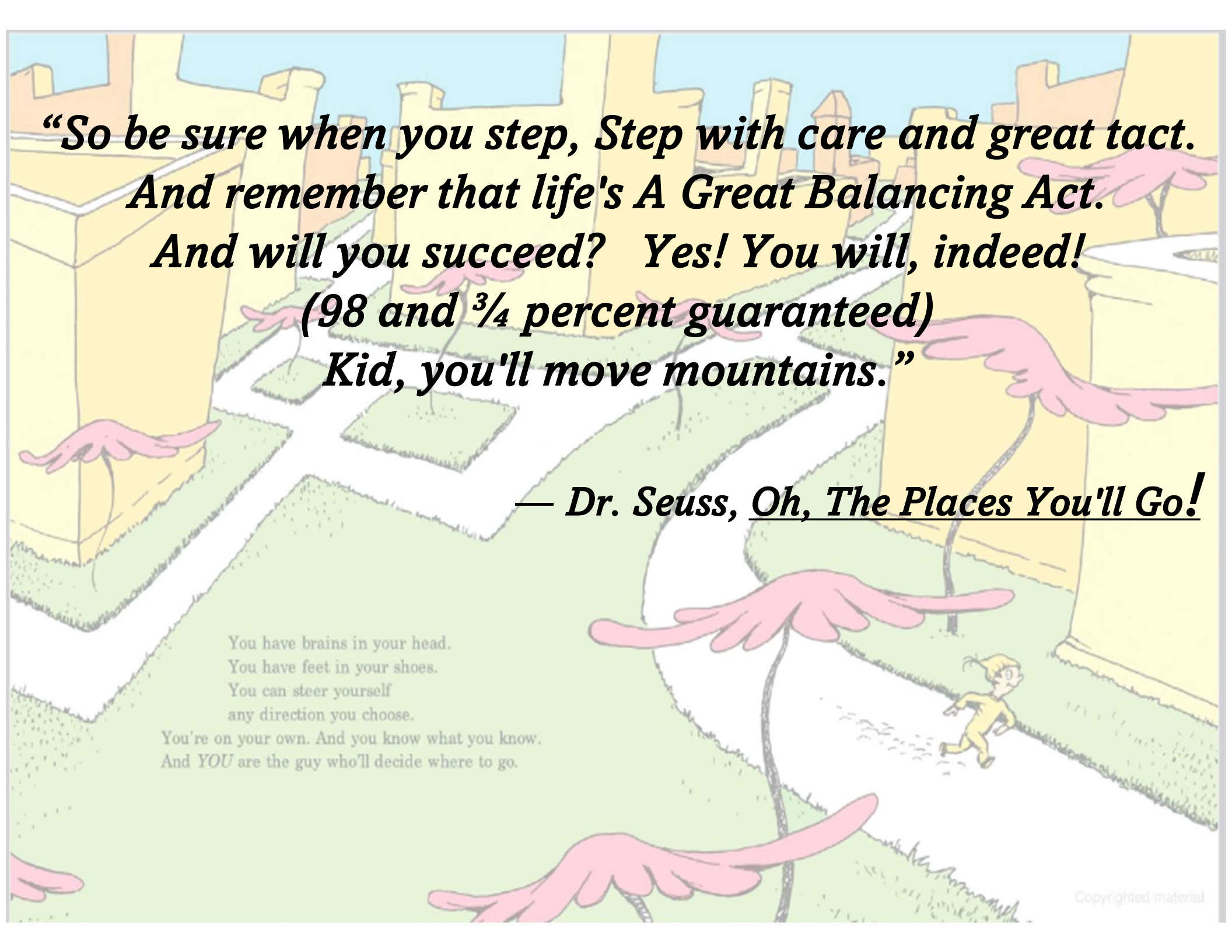
- The recommender should know you well.
- The recommender could be a teacher, administrator, coach, club advisor, employer, youth leader, or peer.
- Be sure to follow the instructions of the application.
- Give your recommender the email or mailing address or where to send you letter. It must go directly to the college.
- Remember also to give your recommender a copy of your resume and personal statement/Student information form

QUESTION:

- Could you recommend any resources which would be helpful at this stage of the application process?

ANSWER:

- Your RHS Counselors
- Your RHS College & Career Counselor
- The RHS CCR Newsletter
- English teachers
- Major Clarity- our college counseling website
- College Rep Visits to RHS
- The RHS Counseling Dept. Webpage



***“So be sure when you step, Step with care and great tact.
And remember that life's A Great Balancing Act.
And will you succeed? Yes! You will, indeed!
(98 and $\frac{3}{4}$ percent guaranteed)
Kid, you'll move mountains.”***

— Dr. Seuss, Oh, The Places You'll Go!

You have brains in your head.
You have feet in your shoes.
You can steer yourself
any direction you choose.
You're on your own. And you know what you know.
And *YOU* are the guy who'll decide where to go.